

Flitters


A Manx Easter tradition



KS2 Primary Lesson plan ideas

Flitters

A Manx Easter tradition



English

- **Diary writing**
Imagine you live one hundred years ago. You have been down to the beach taking part in the flitter celebration on Good Friday.

Write your diary describing what you did throughout the day. Remember to include as much detail about the tradition as possible.

- **Persuasive writing**
Write a letter to your local MHK persuading them that bringing back old Manx traditions like flitter collecting is important.


Persuade them that preserving Manx heritage is a good thing to do.

- **Instruction writing**
Write some instructions about how to collect and cook flitters in the traditional Manx way.

History

Compare and contrast what life was like on the island 100 years ago to what life is like on the island today. Discuss what other Manx traditions children know about.

Why do they think they have survived?



Design a poster for a local history group advertising the tradition of flitter collecting on Good Friday. Include details as to where the flitter collecting will take place and what people can expect to do if they attend.

Science

Find out where flitters fit within classification keys.

Find out more about coastal habitats and how flitters fit into a coastal habitat.

Geography


Describe why people might choose to live in a coastal area. Use the correct geographical words to describe coastal areas.

Find a map of the Isle of Man in an atlas and label the coastal areas onto a blank map.



Flitters

A Manx Easter tradition



Music

Watch and listen to the flitter dance music video and audios from the website. Discuss the different types of instruments used. Discuss traditional Manx instruments. Have a go at the flitter dance.

The music can be found on the Culture Vannin website and an instruction video is also here:

https://www.culturevannin.im/manx_year_event_520943.html



Art

Sketch items from the beach including flitter shells.

Collect items from the beach and create a natural piece of art using your items.

Have a go at painting a coastal scene. Use reflection techniques when painting the water.

Collect shells and paint the shells, what kind of crazy art sculpture can you create.